



HIGH SPEED LOW PROFILE TELEDUMPER

MODEL TD-26

25.4 metric tonne · 28.0 short ton payload — 14.5 m³ · 19.0 yd³ capacity



FEATURES

- Field-proven, articulated underground 4-wheel drive teledumper brings high capacity hauling to areas previously limited to scoop loaders with effective loading and dumping in headings as low as 3.4 m (11')
- Patented telescopic dump box with sealed sections retains slurry without leakage and distributes payload evenly – excellent load retention on steep grades guaranteed
- Highest power to weight ratio in its class – 8 km/h up a 15% ramp with full payload
- Electronically controlled engine reduces fuel consumption and ventilation requirement
- Equipped with 4-wheel POSI-STOP brake system for maximum safety, reliability and low maintenance cost
- Centralized service points and modular design for easy service access and fast component exchange
- Excellent service and parts back-up worldwide

WEIGHTS

Payload 25.4 tonne.....28.0 ton
 Machine weight, approx..... 24.0 tonne.....26.5 ton
 GVW 49.4 tonne..... 54.5 ton

SAE VOLUME

Struck 11.5 m³..... 15.0 yd³
 Heaped 14.5 m³..... 19.0 yd³
 Ore weight..... 1.7 t/m³..... 2,850 lb/yd³
Custom box size to suit different ore weight available.

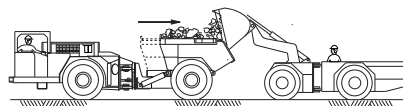
OVERALL DIMENSIONS

Length..... 10 185 mm.....33' 5"
 Width with tailgate 2 820 mm.....9' 3"
 Height over box sides..... 2 340 mm.....7' 8"
 Height over FOPS/ROPS cab.....2 640 mm.....8' 8"

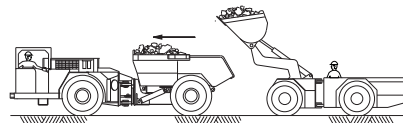
TURNING RADIUS AT 41°

Inside..... 4 930 mm..... 16' 2"
 Outside..... 8 460 mm..... 27' 9"

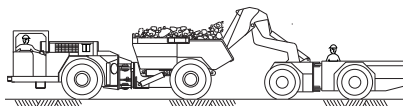
TD-26 OPERATING CYCLE



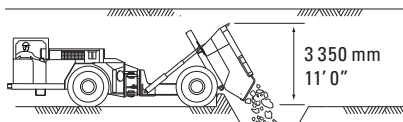
REAR LOADING BY SMALL SCOOP TO FILL RETRACTED FRONT



TELESCOPIC ACTION MOVES LOAD AHEAD



COMPLETION OF LOADING FROM THE REAR



TELESCOPIC ACTION ALLOWS FOR DUMPING IN LOW HEADINGS

FIGURE NO. 06683



DUX Model TD-26 Low Profile Teledumper

TECHNICAL SPECIFICATIONS*

Engine

Make and model Cummins QSM 11 with Electronic Management System
Derated power 298 kW (400 HP) @ 2100 RPM
Cylinders 6
Aspiration Turbocharged, liquid and charged air cooled
Displacement 10.8 L 660 in³
Starter 24-volt
Air intake cleaner Donaldson 2-stage dry type with service gauge
Exhaust system Catalytic purifier with integrated silencer
Cooling Water and air-to-air intercooling
Emission standard Meets EPA Tier 3, Euro Stage IIIA

Torque Converter

Make and model Dana SOH CL 8000 series, single stage with automatic lock-up and flex plate drive

Transmission

Make and model Dana SOH 6000 series, 4 speeds in forward/reverse

Axles

Make and model Dana SOH 19D with high traction differential and POSI STOP brakes on all 4 wheel ends

Tires

– Bridgestone 18.00-25, 28 ply tubeless (radial optional)

Brakes

Service and 4-wheel POSI-STOP totally enclosed multi-disc, emergency/parking liquid cooled, spring applied hydraulically released with its own independent circulating cooling system and accumulator back-up
Automatic Brake Applies brake in case of engine failure or pressure
Applicator (ABA) drop in torque converter

Steering

– Articulated frame hydraulic power steering with pilot monostick control
– Double acting steering cylinders (2)
– $\pm 41^\circ$ steering angle each way for a total of 82°

Oscillation

– $\pm 10^\circ$ center of oscillation for a total of 20°
– Large sized, heavy-duty roller bearing for minimum maintenance and a smooth ride, 4-wheel ground contact guaranteed

Frames and Pins

– Articulated heavy-duty frames made to withstand the high impact and torsional stress associated with mining application
– Frames come with five-year unlimited hour guarantee
– Large high tensile alloy steel pins in replaceable anchor bushings

Teledump Body

– Extra heavy-duty 2-section design with double acting telescopic dump cylinders (2) and ejector cylinders (2) made from impact wear-resistant alloy steel plates that are reinforced, prolongs service life substantially
– Supported on rugged tipping frame, telescopic action guided by heavy-

duty bottom roller bearings (2) that run along hardened tracks and extra heavy-duty adjustable/replaceable slide arrangements (2) on top of box

Operator Compartment

– Side seated for maximum visibility and bi-directional operation
– Heavy-duty adjustable suspension seat with arm rests and retractable seat belt
– Shock mounted compartment floor for maximum comfort
– All controls and gauges located within easy reach and view of operator

Hydraulic System

– Heavy-duty double acting protected steering cylinders (2) with hard chrome plated stems
– Heavy-duty double acting two-stage fully protected telescopic dump cylinders (2) with hard chrome plated stems
– Heavy-duty ejector cylinders (2)
– Heavy-duty PTO-driven variable displacement piston pumps with load sensing driven from converter
– Suction filter
– Inline high pressure filter with service gauge
– $\frac{3}{4}$ " inside diameter and over hoses that are four-spiral wire braid and have crimped hose end swivel fittings
– Hose bulk-head located mid-ship

Tank Capacities

Fuel 500 L 132 US gallons
Hydraulic oil 340 L 90 US gallons
Brake cooling oil 114 L 30 US gallons

Electrical System

– 24-volt negative ground
– 75 amp alternator with integrated sealed voltage regulator
– Main electric cut-off switch
– Heat resistant, waterproof, sealed electric PMA wire harness
– Sealed junction box and stainless steel instrument panel box with multi-stem connectors
– Semi-automatic circuit breakers
– Front (2), rear (2), and all-directional (1) LED high-intensity lights
– Heavy-duty batteries (2)
– Signal horn and audible, adjustable back-up alarm

Standard Features

Cummins QSM 11, EPA Tier 3, Euro Stage IIIA electronic engine • PRAN display monitor includes digital fuel gauge • Automatic engine shut-off at low oil pressure and high temperature • Hourmeter • All necessary gauges for engine, converter and brake pressure • Neutral engine start protection • Centralized manual lubrication mid-ship • Teledump box and articulation safety bars • Triangular rear reflectors (2) • Parts/Operator/Maintenance manuals • Compliant with MSHA, CANMET and CE regulation

Options

Different engine • FOPS/ROPS canopy or fully equipped operator's cab • Automatic tailgate • Automatic lubrication system • Fire suppression system • Intec video system • Spare rim assembly • OTHER OPTIONS ON REQUEST



Manufactured by:

DUX MACHINERY CORPORATION

615 Lavoisier, Repentigny Quebec, Canada J6A 7N2

Phone: (+1) 450-581-8341 • Fax: (+1) 450-581-5138 • www.duxmachinery.com